

TCMC Series (Rev. 1.0)



(L-Type)



(P-Type)

Features

- * Common Mode Filter for high Current Capacity
- * Fit for power line & signal line circuit
- * To help you go pass the CE/FCC standard

Product Identification



1. Product Code
2. Size Code
3. Impedance: 700Ω
4. Tolerance: T=typical, S=high current
5. Type: L= landscape, P= portrait

Applications

- * Mobile Device
- * Handheld Device
- * LowProfile Device, LCD.

Operating & Storage Condition

- * Operating Temp :Stand Type:-40 to +125°C
- * Storage Life Time:12 months @25°C, RH 65%
- * Storage Temp : Stand Type -40 to +125°C

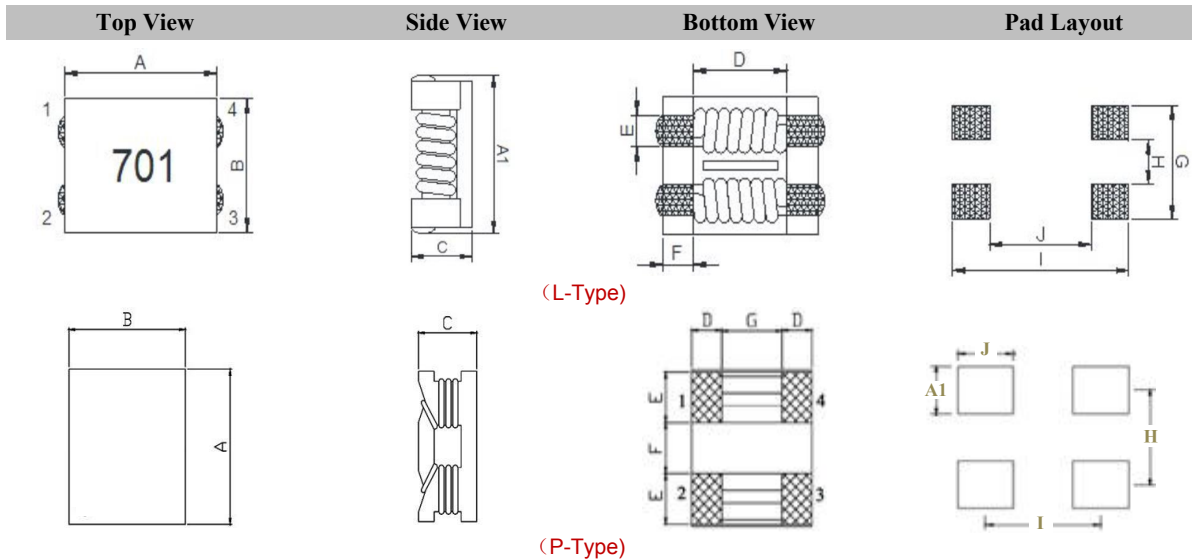
Test Equipment

- * HP4284A,HP42841A-L,IDC,Q,RDC
- * HP8753D NETWORK ANALYZER-SRF

Standard Atmospheric Conditions

- * Ambient Temp : 20+/-15°C
- * Relative Humidity : 65+/-20%

Dimension & Recommended Pad Layout: [mm]



Size Code	A(±0.5)	A1(±0.5)	B(±0.5)	C(max.)	D(ref.)	E(ref.)	F(ref.)	G(ref.)	H(ref.)	I(ref.)	J(ref.)
4520L	4.7	5.0	4.5	2.0	2.7	0.8	1.0	3.0	1.0	6.0	2.0
7060L	7.0	7.5	6.0	3.8	3.5	1.5	1.7	5.0	1.5	8.0	3.0
9070L	9.0	9.5	7.0	4.8	5.6	1.5	1.7	5.5	1.5	10.5	5.0
1211L	12.0	12.5	10.8	6.4	7.0	2.7	2.5	8.5	2.0	12.5	6.5
1513L	15.0	15.6	13.0	6.6	9.4	2.6	2.5	9.5	3.3	16.0	8.8
7060P	7.5	3.0	6.0	3.8	1.5	2.5	2.0	2.0	4.0	5.0	3.5
1008P	10.0	3.4	8.0	5.5	1.8	2.8	4.5	3.2	5.6	7.2	3.8
1210P	12.0	4.2	10.0	6.5	2.5	2.5	4.3	3.8	6.8	8.2	4.8



TCMC Series (Rev. 1.0)

Electrical Characteristics

Part No.	Z Pin(1-4) & (2-3) (Ω) @100MHz/ 0.5V		Rated Voltage (V) max.	Insulation Resistance (MΩ) min.	DCR Pin(1-4) & (2-3) (mΩ) max.	IDC (A) max.
	min.	typ.				
TCMC4520-900TL	60	90	50	10.0	35.0	3.2
TCMC4520-151TL	90	150	50	10.0	40.0	3.1
TCMC4520-231TL	180	230	50	10.0	45.0	3.0
TCMC4520-301TL	200	300	50	10.0	45.0	3.0
TCMC4520-401TL	300	420	50	10.0	50.0	2.5
TCMC4520-701TL	500	700	50	10.0	59.0	2.2
TCMC4520-901TL	650	900	50	10.0	68.0	2.1
TCMC4520-102TL	800	1000	50	10.0	68.0	2.1
TCMC4520-122TL	1000	1200	50	10.0	74.0	2.0
TCMC4520-142TL	1200	1400	50	10.0	81.0	1.9
TCMC7060-400TL	40	70	80	10.0	5.0	15.0
TCMC7060-101TL	100	140	80	10.0	10.0	9.0
TCMC7060-301TL	225	300	80	10.0	10.0	5.0
TCMC7060-501TL	275	500	80	10.0	10.0	5.0
TCMC7060-601TL	500	700	80	10.0	15.0	4.0
TCMC7060-701TL	500	700	80	10.0	15.0	4.0
TCMC7060-102TL	800	1020	80	10.0	17.0	3.0
TCMC7060-132TL	910	1300	80	10.0	21.0	2.5
TCMC7060-272TL	2000	2700	80	10.0	63.0	1.0
TCMC7060-302TL	2500	3000	80	10.0	75.0	0.9
TCMC9070-301TL	225	300	80	10.0	6.0	6.0
TCMC9070-501TL	450	500	80	10.0	8.0	5.5
TCMC9070-701TL	500	700	80	10.0	10.0	5.0
TCMC9070-102TL	750	1000	80	10.0	13.0	4.0
TCMC9070-222TL	1700	2200	80	10.0	50.0	3.0
TCMC9070-272TL	2000	2700	80	10.0	86.0	2.0
TCMC1211-800TL	80	230	125	10.0	2.0	10.0
TCMC1211-701TL	500	700	125	10.0	6.0	8.0
TCMC1211-801TL	600	800	125	10.0	8.0	8.0
TCMC1211-102TL	750	1000	125	10.0	14.0	6.0
TCMC1211-222TL	2200	2500	125	10.0	35.0	1.8
TCMC1211-272TL	2300	2700	125	10.0	50.0	1.5
TCMC1513-301TL	225	300	80	10.0	5.0	13.0
TCMC1513-301SL	225	300	80	10.0	4.0	15.0
TCMC1513-551TL	400	550	80	10.0	5.0	10.0
TCMC1513-551SL	400	550	80	10.0	6.0	12.0
TCMC1513-501TL	400	500	80	10.0	6.0	10.0
TCMC1513-601TL	500	600	80	10.0	7.0	10.0
TCMC1513-701TL	500	700	80	10.0	7.0	10.0
TCMC1513-102TL	800	1000	80	10.0	10.0	9.0
TCMC1513-152TL	1200	1500	80	10.0	23.0	5.0

* IDC: The actual value of D.C. current when the temperature rise is $\Delta t=40^{\circ}\text{C}$ ($T_a=20^{\circ}\text{C}$).



TCMC Series (Rev. 1.0)

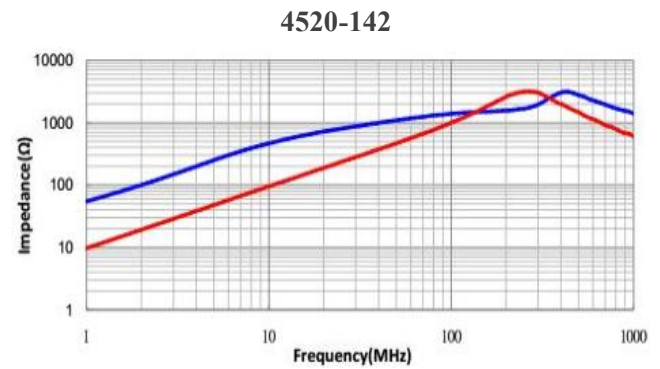
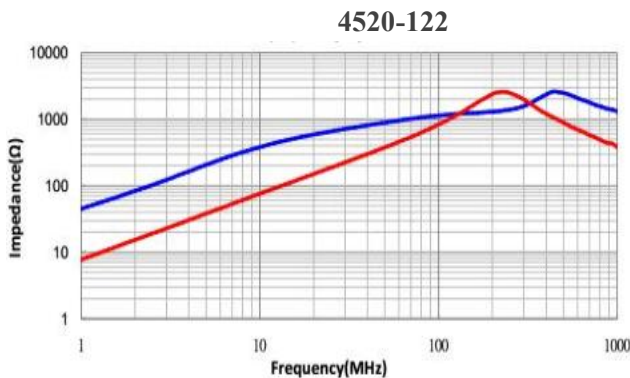
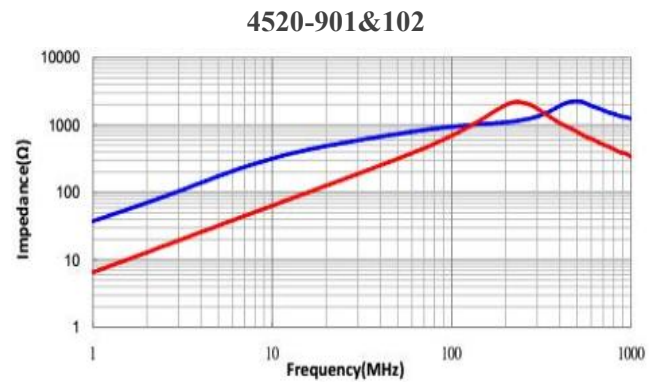
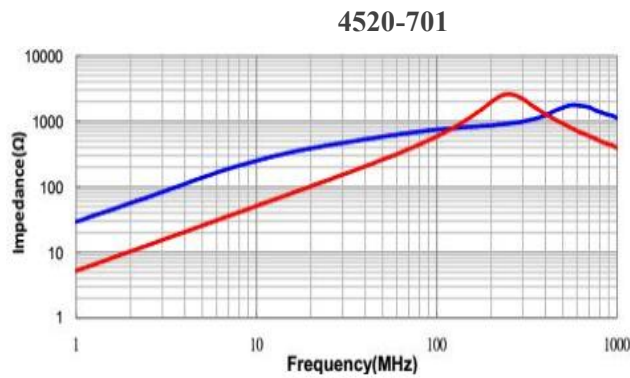
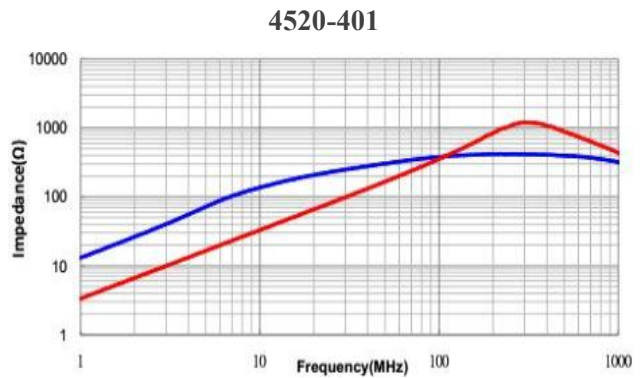
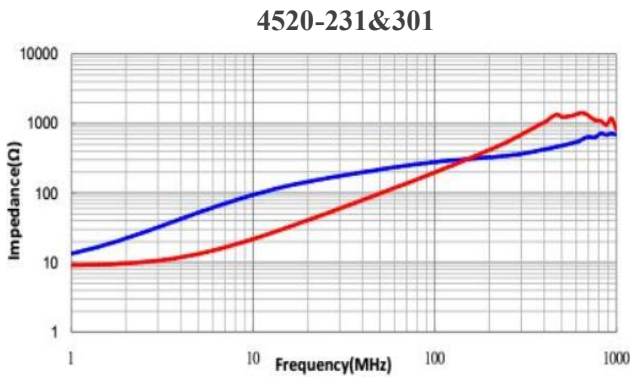
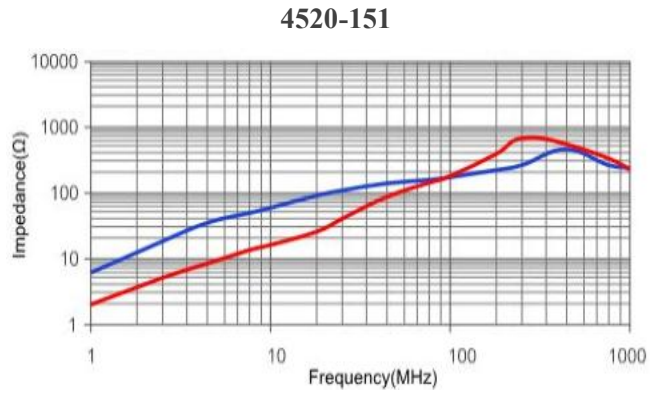
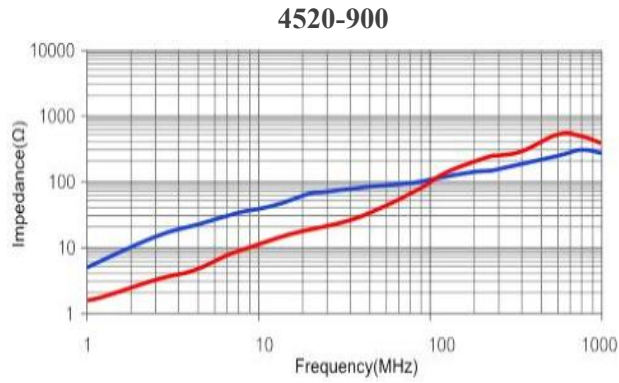
Electrical Characteristics

Part No.	Z Pin(1-4) & (2-3) (Ω) @100MHz/ 0.5V		DCR Pin(1-4) & (2-3) (mΩ) max.	IDC (A) max.
	min.	typ.		
TCMC7060-201IP	200	250	20.0	2.0
TCMC7060-301IP	300	500	25.0	2.0
TCMC7060-601IP	600	800	30.0	2.0
TCMC1008-551IP	500	550	10.0	5.0
TCMC1008-601IP	500	600	30.0	4.5
TCMC1008-651IP	500	650	30.0	4.5
TCMC1008-701IP	500	700	30.0	4.5
TCMC1008-102IP	700	1000	45.0	4.0
TCMC1210-701IP	700	900	12.0	6.0
TCMC1210-801IP	800	1200	20.0	5.0
TCMC1210-102IP	1000	1200	20.0	5.0
TCMC1210-132IP	1200	1400	36.0	4.0

* IDC: The actual value of D.C. current when the temperature rise is $\Delta t=40^{\circ}\text{C}$ ($T_a=20^{\circ}\text{C}$).



TCMC Series (Rev. 1.0)
CHARACTERISTICS(REFERENCE)



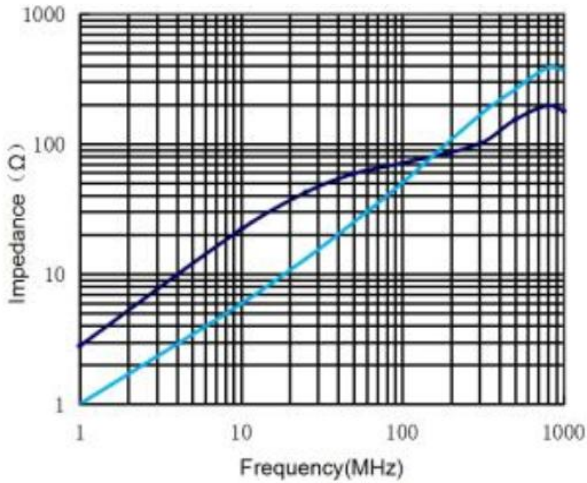
— Common Mode — Differential Mode



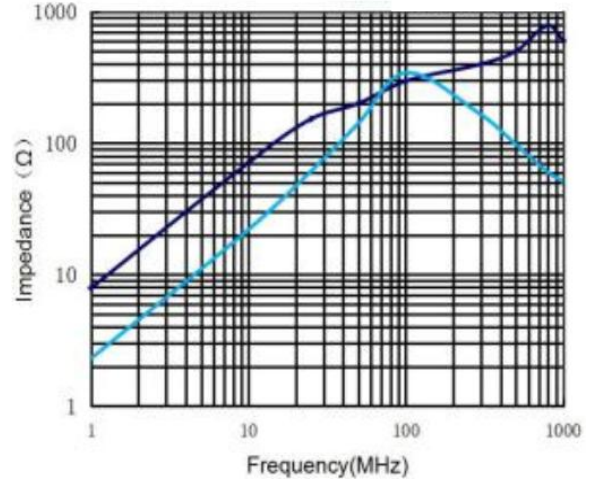
TCMC Series (Rev. 1.0)

CHARACTERISTICS(REFERENCE)

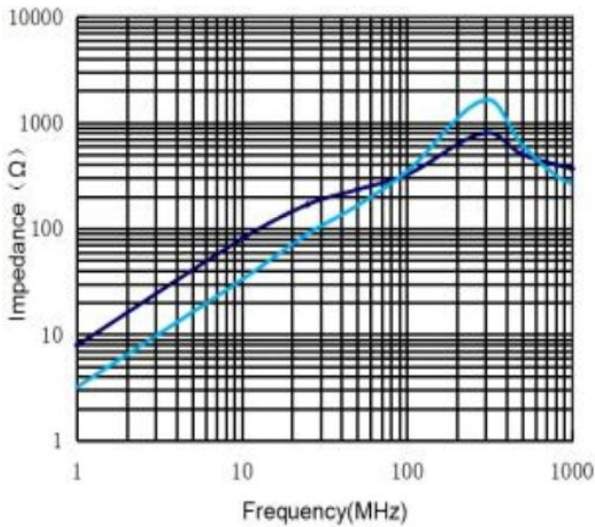
7060-400



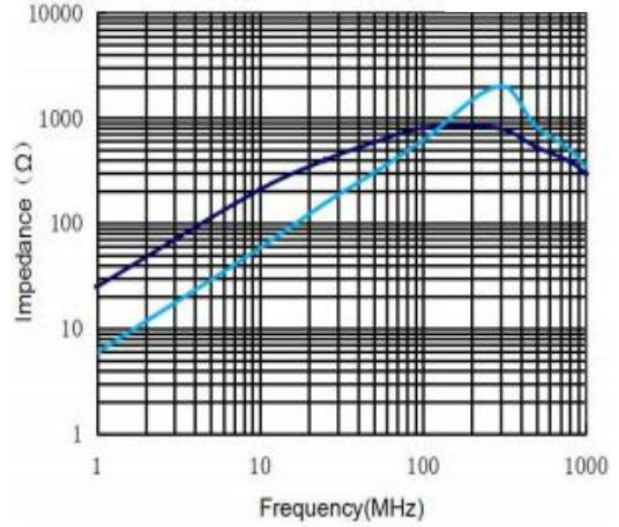
7060-101



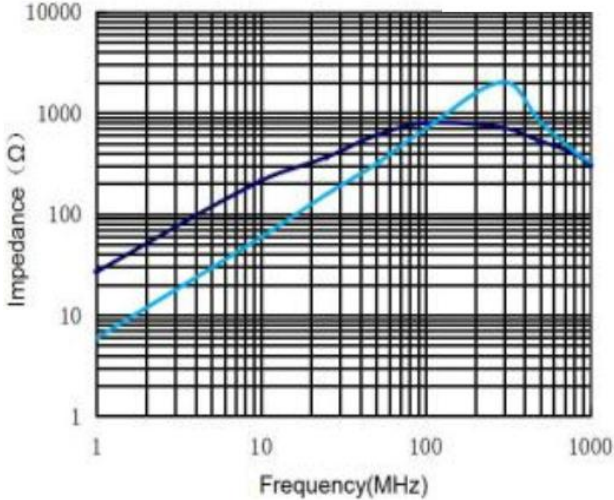
7060-301



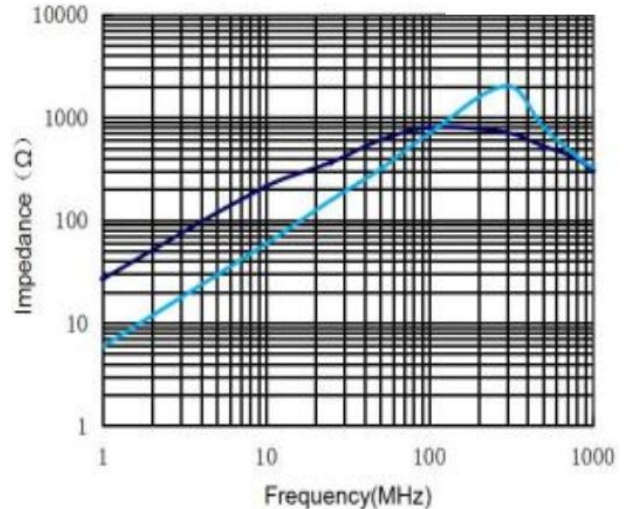
7060-501



7060-601



7060-701

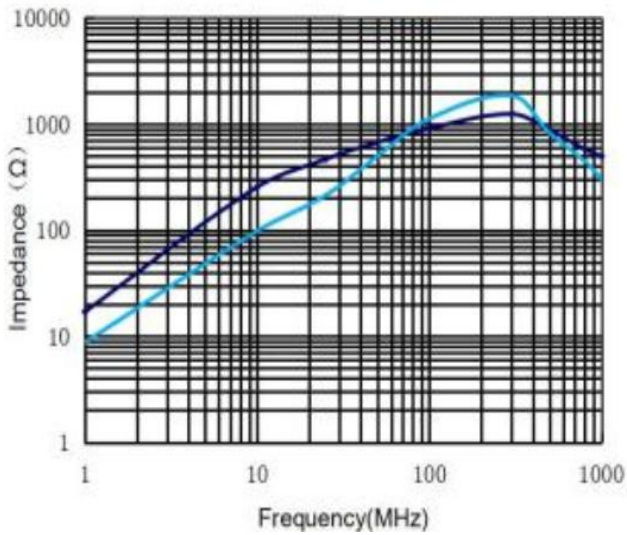


— Common Mode — Differential Mode

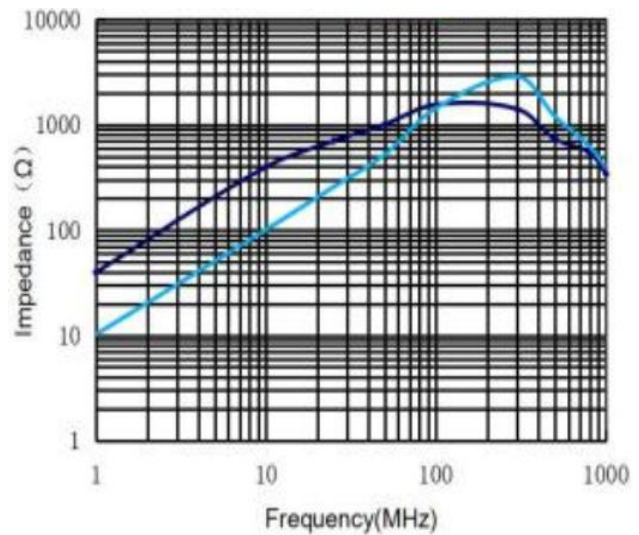


TCMC Series (Rev. 1.0)
CHARACTERISTICS(REFERENCE)

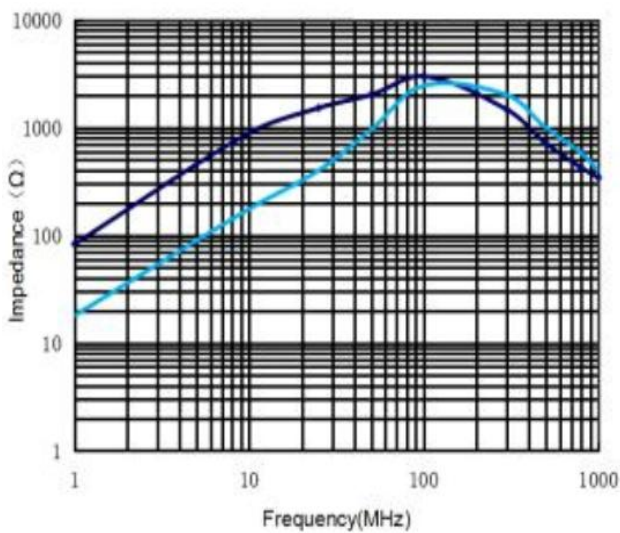
7060-102



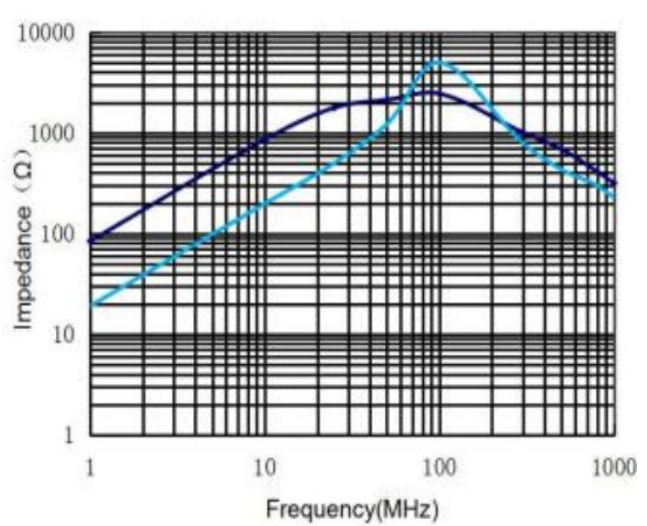
7060-132



7060-272



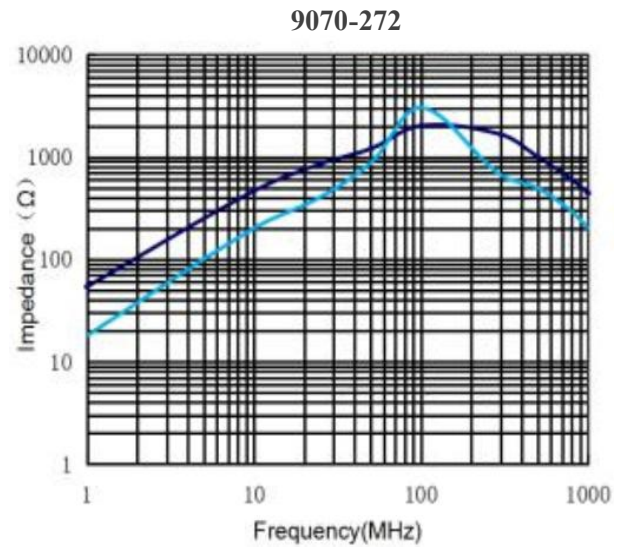
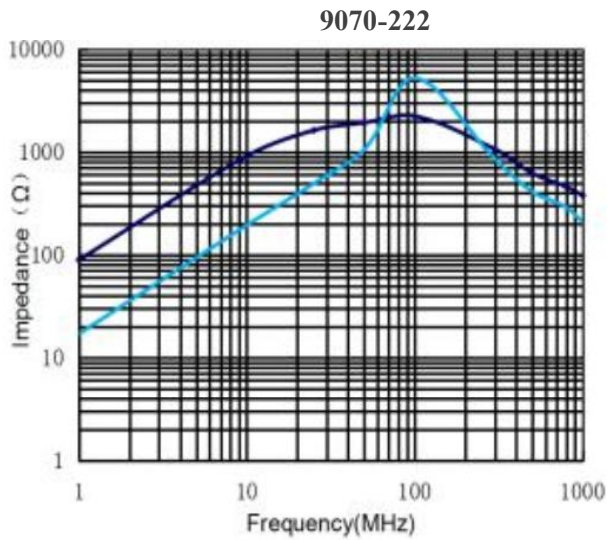
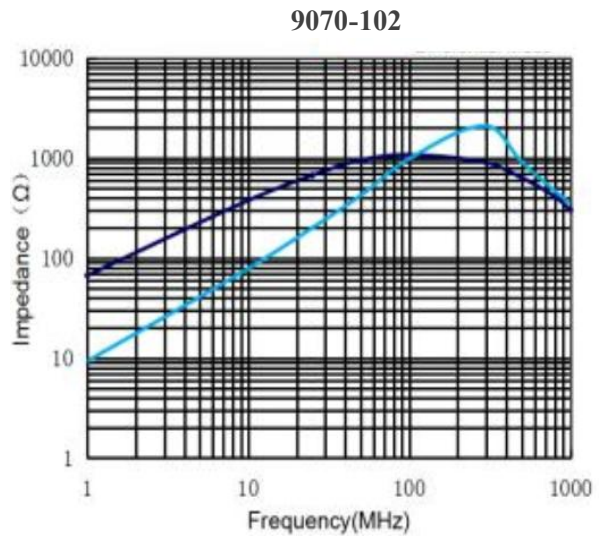
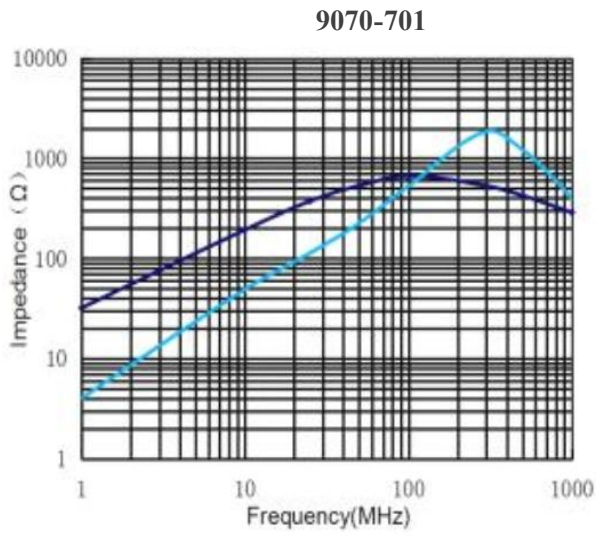
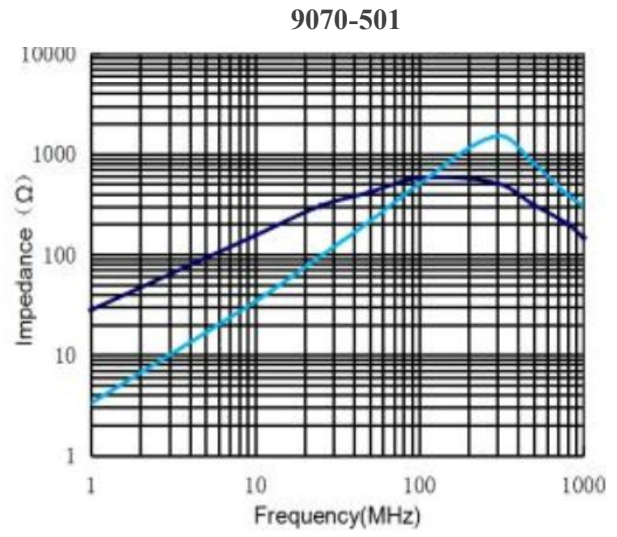
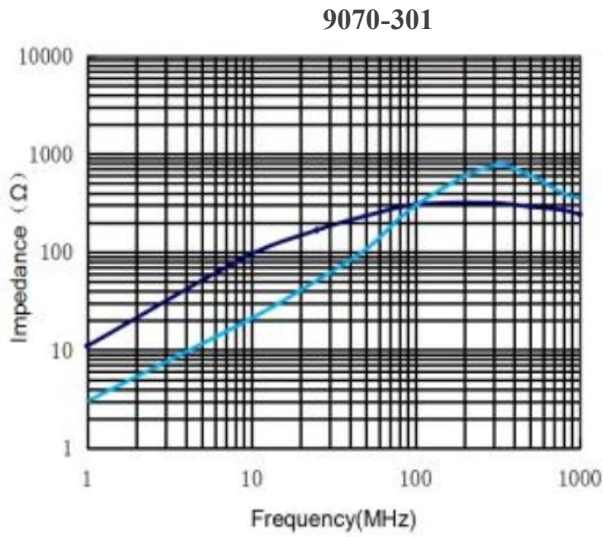
7060-302



— Common Mode — Differential Mode



TCMC Series (Rev. 1.0)
CHARACTERISTICS(REFERENCE)



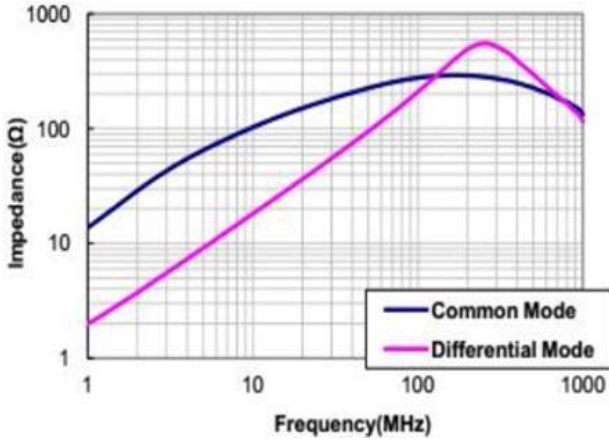
— Common Mode — Differential Mode



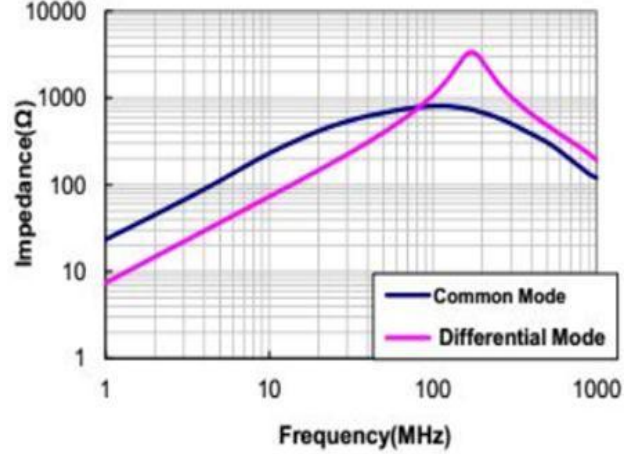
TCMC Series (Rev. 1.0)

CHARACTERISTICS(REFERENCE)

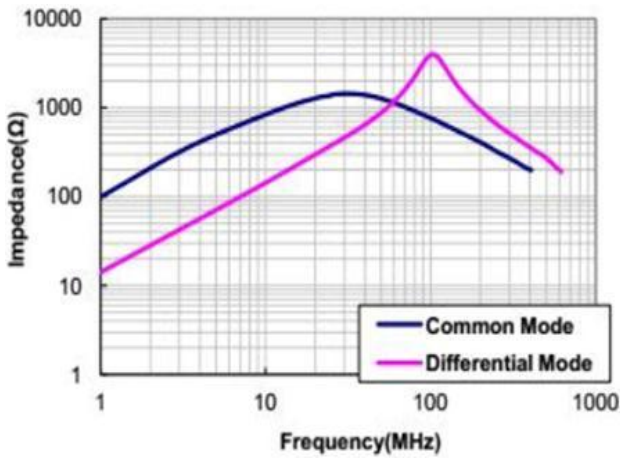
1211-800



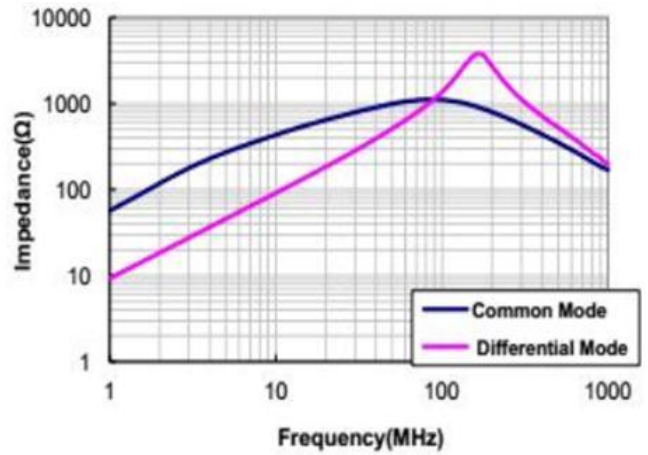
1211-701



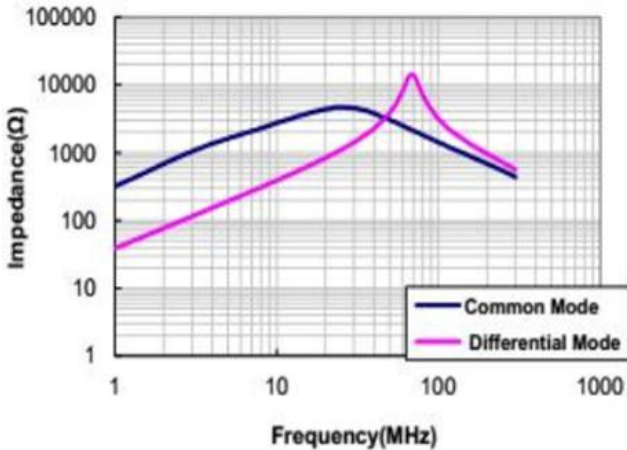
1211-801



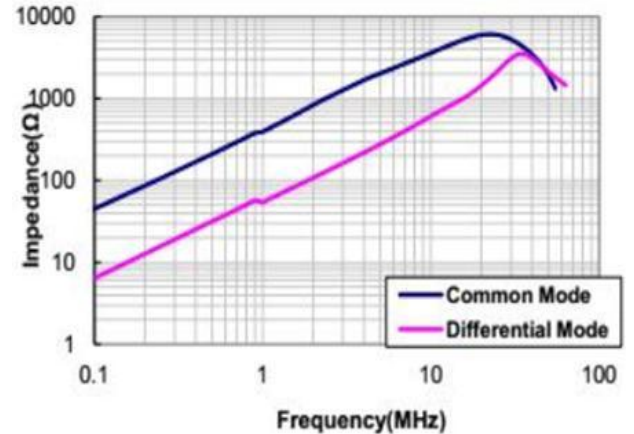
1211-102



1211-222

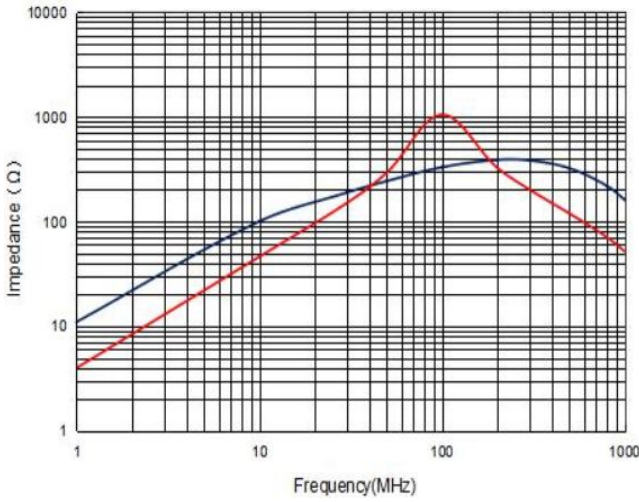


1211-272

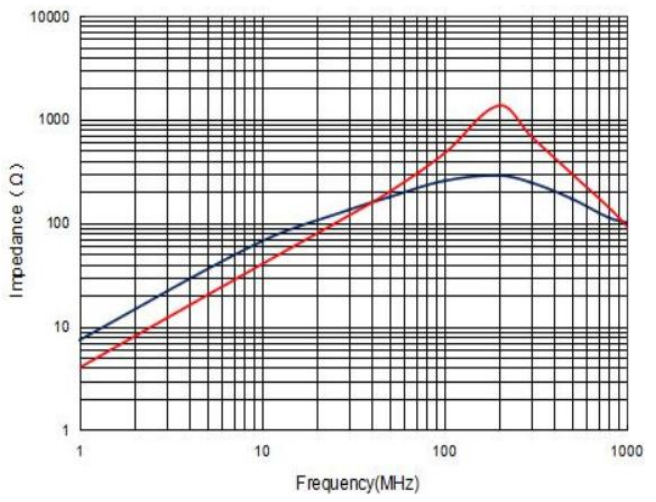


TCMC Series (Rev. 1.0)
CHARACTERISTICS(REFERENCE)

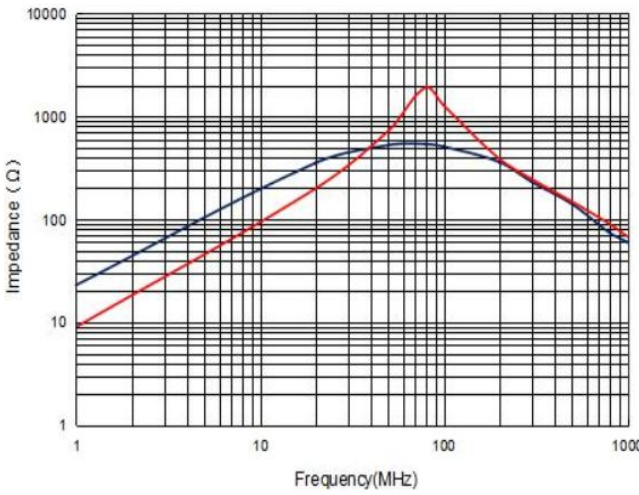
1513-301



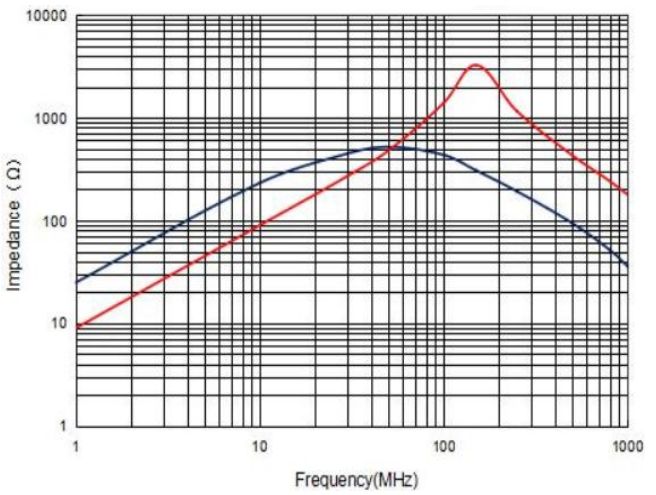
1513-301S



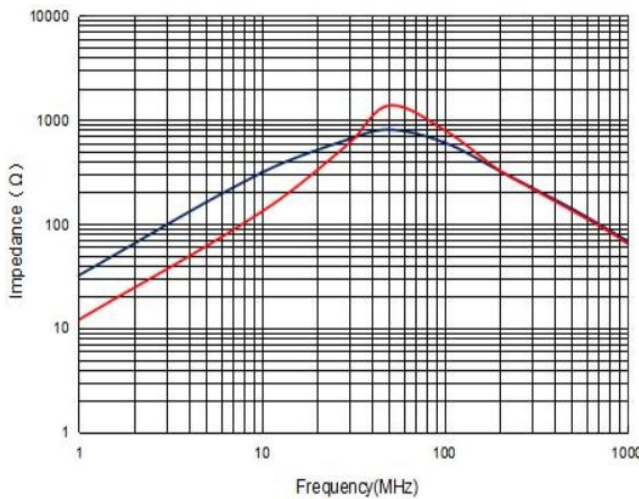
1513-501&551



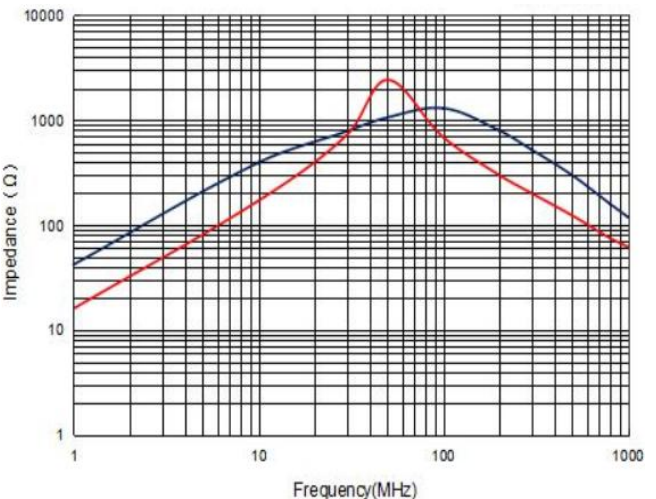
1513-551S



1513-601&701



1513-102

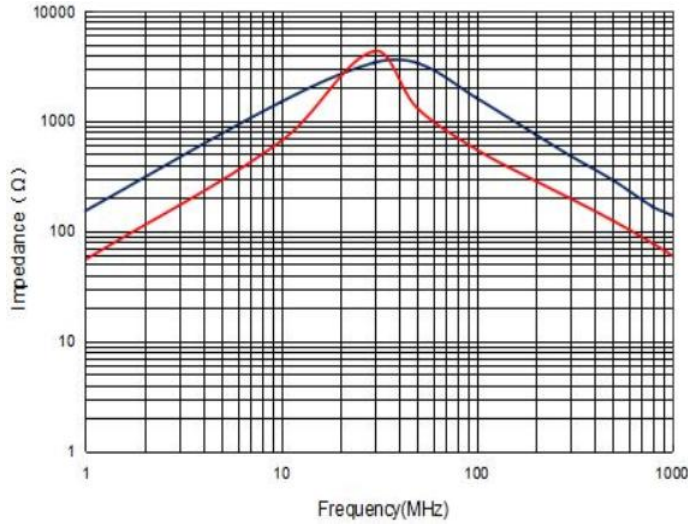


— Common Mode — Differential Mode



TCMC Series (Rev. 1.0)
CHARACTERISTICS(REFERENCE)

1513-152



— Common Mode — Differential Mode

